

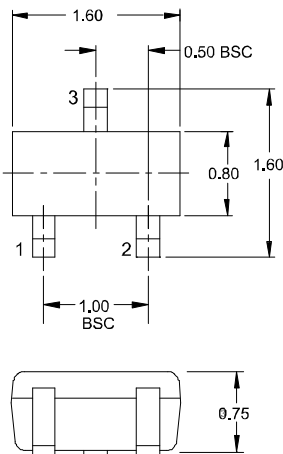
Description

The DL0572S5 is an ultra low capacitance TVS array, utilizing leading monolithic silicon technology to provide fast response time and low ESD clamping voltage, making this device an ideal solution for protecting voltage sensitive high-speed data line. The DL0572S5 has very low capacitance with a typical value at 0.6pF, and complies with the IEC 61000-4-2 (ESD) standard with $\pm 30\text{kV}$ air and $\pm 30\text{kV}$ contact discharge. It is assembled into a 3-pin lead-free SOT-523 package. The combination of small size, low capacitance and high level of ESD protection makes it ideal for HDMI, MDDI, antenna circuits, USB 2.0, and infiniband circuits.

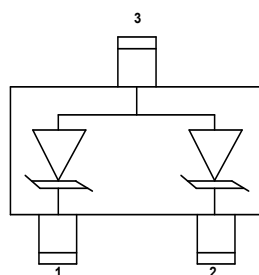
Mechanical Characteristics

- ◆ Package: SOT-523
- ◆ Lead Finish: Matte Tin
- ◆ Case Material: "Green" Molding Compound.
- ◆ Moisture Sensitivity: Level 3 per J-STD-020
- ◆ Terminal Connections: See Diagram Below
- ◆ Marking Information: See Below

Dimensions and Pin Configuration



SOT-523 outline



Circuit and Pin Schematic

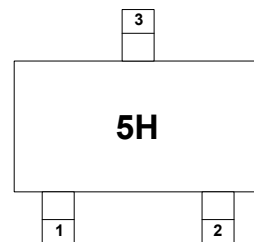
Features

- ◆ Ultra low capacitance: 0.6pF typical (I/O to I/O)
- ◆ Ultra low leakage: nA level
- ◆ Operating voltage: 5V
- ◆ Low clamping voltage
- ◆ Up to 2 data lines protects
- ◆ Complies with following standards:
 - IEC 61000-4-2 (ESD) immunity test
 - Air discharge: $\pm 30\text{kV}$
 - Contact discharge: $\pm 30\text{kV}$
 - IEC61000-4-5 (Lightning) 15A (8/20 μs)
- ◆ RoHS Compliant

Applications

- ◆ Mobile Display Digital Interface(MDDI)
- ◆ USB 2.0
- ◆ Photodetector Protection
- ◆ HBT Power Amplifier Protection
- ◆ Infiniband Transceiver Protection
- ◆ Firewire Ports

Marking Information



5H = Device Marking Code

Ordering Information

Part Number	Marking	Packaging	Reel Size
DL0572S5	5H	3000/Tape & Reel	7 inch

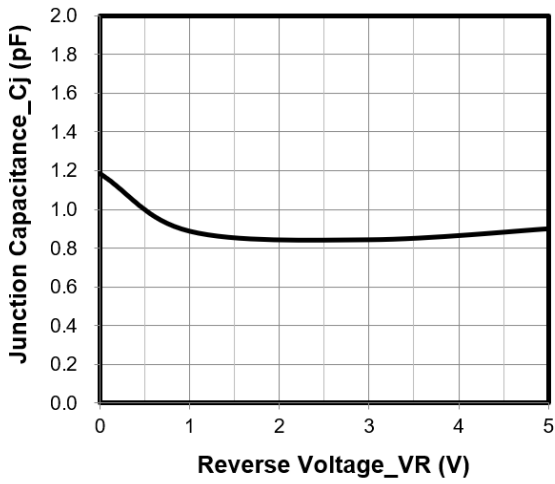
Absolute Maximum Ratings ($T_A=25^{\circ}\text{C}$ unless otherwise specified)

Parameter	Symbol	Value	Unit
Peak Pulse Power (8/20 μs)	Ppk	300	W
Peak Pulse Current (8/20 μs)	I _{PP}	15	A
ESD per IEC 61000-4-2 (Air)	V _{ESD}	± 30	kV
ESD per IEC 61000-4-2 (Contact)		± 30	
Operating Temperature Range	T _J	-55 to +125	$^{\circ}\text{C}$
Storage Temperature Range	T _{stg}	-55 to +150	$^{\circ}\text{C}$

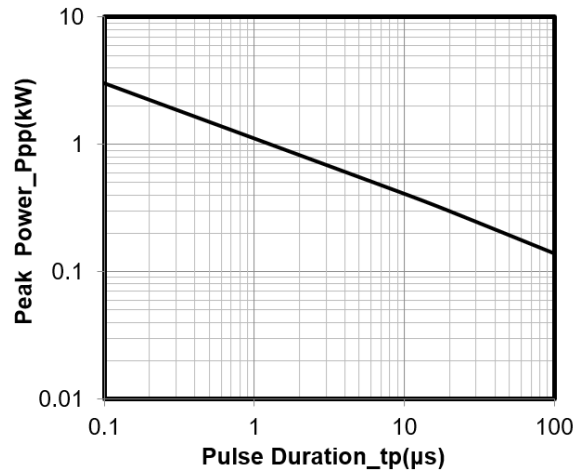
Electrical Characteristics ($T_A=25^{\circ}\text{C}$ unless otherwise specified)

Parameter	Symbol	Min	Typ	Max	Unit	Test Condition
Reverse Working Voltage	V _{RWM}			5	V	Pin 1 or pin 2 to pin 3 and between pin 1 and pin 2
Breakdown Voltage	V _{BR}	6			V	I _T = 1mA, pin 1 or pin 2 to pin 3
Reverse Leakage Current	I _R			0.5	μA	V _{RWM} = 5V, pin 1 or pin 2 to pin 3 and between pin 1 and pin 2
Clamping Voltage	V _C			10	V	I _{PP} = 1A (8 x 20 μs pulse), pin 1 or pin 2 to pin 3
Clamping Voltage	V _C			20	V	I _{PP} = 15A (8 x 20 μs pulse), pin 1 or pin 2 to pin 3
Junction Capacitance	C _J		0.6		pF	V _R = 0V, f = 1MHz, pin 1 to pin 2
Junction Capacitance	C _J		1.2		pF	V _R = 0V, f = 1MHz, pin 1 or pin 2 to pin 3

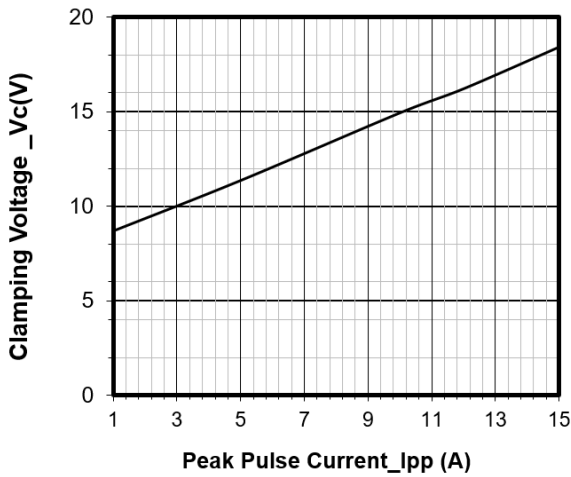
Typical Performance Characteristics (TA=25°C unless otherwise Specified)



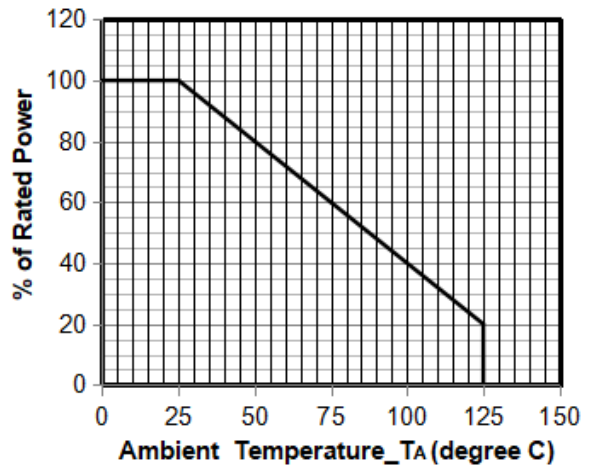
Junction Capacitance vs. Reverse Voltage



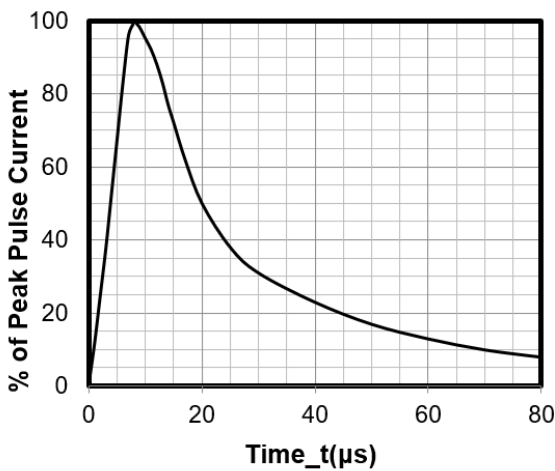
Peak Pulse Power vs. Pulse Time



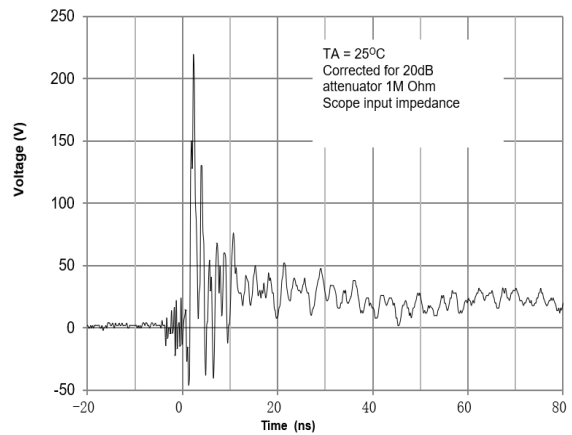
Clamping Voltage vs. Peak Pulse Current



Power Derating Curve

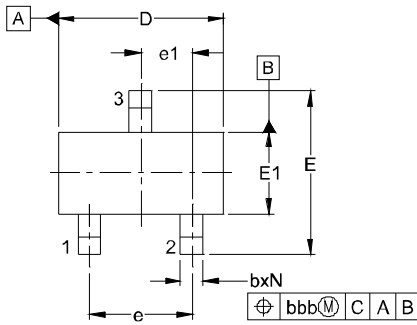


8 X 20μs Pulse Waveform

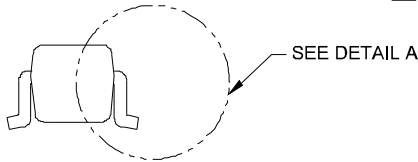
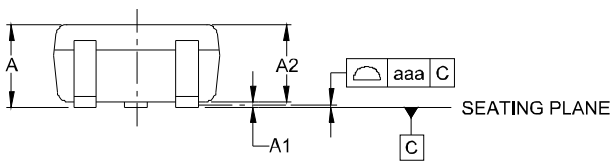


**ESD Clamping Voltage
8 kV Contact per IEC61000-4-2**

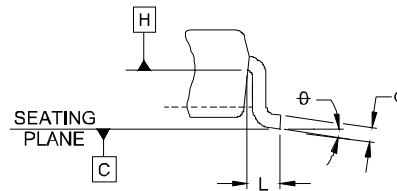
SOT-523 Package Outline Drawing



DIM	INCHES			MILLIMETERS		
	MIN	NOM	MAX	MIN	NOM	MAX
A	.023	-	.035	0.60	-	0.90
A1	.000	-	.004	0.00	-	0.10
A2	.023	.030	.031	0.60	0.75	0.80
b	.005	-	.012	0.15	-	0.30
c	.003	-	.008	0.10	-	0.20
D	.059	.063	.067	1.50	1.60	1.70
E	.057	.063	.069	1.45	1.60	1.75
E1	.029	.031	.033	0.75	0.80	0.85
e	.039 BSC			1.00 BSC		
e1	.020 BSC			0.50 BSC		
L	(.009)			(0.22)		
N	3			3		
θ	0°	-	8°	0°	-	8°
aaa	.004			0.10		
bbb	.008			0.20		

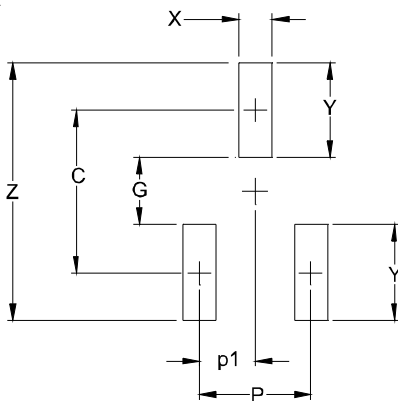


SIDE VIEW



DETAIL A

Suggested Land Pattern



SYM	DIMENSIONS	
	INCHES	MILLIMETERS
C	(.055)	(1.40)
P	.039	1.00
P1	.020	0.50
G	.024	0.60
X	.016	0.40
Y	.031	0.80
Z	.087	2.20

Contact Information

Changzhou D-first Electronics CO.,Ltd.

www.first-electronic.com

Email: xhf@first-electronic.cn

Phone: +86 (0519) 8817 1671